

















Specimen Guide

Women's Health

Test Requested	Specimen Types Accepted			Maximum Stability	Turnaround Time
	Blood / Serum	Buccal Swab	Mouthwash		
preparent[®] carrier test				5 days ambient / 10 days refrigerated	14 - 17 days
preparent[®] carrier test				5 days ambient / 10 days refrigerated	7 - 10 days [†]
Hemoglobinopathy Evaluation (hemoglobin electrophoresis and RBC indices)				Performed separately from DNA carrier tests. Additional tube required.	5 days ambient / 10 days refrigerated 7 - 10 days
Tay-Sachs Disease Enzyme Analysis (Hexosaminidase A)				Performed separately from DNA carrier tests. Additional tube required.	2 days ambient Same-day pickup REQUIRED No Saturday draws 10 - 14 days
Other single-gene carrier tests					5 days ambient / 10 days refrigerated 14 - 21 days
innatal[®] prenatal screen					5 days ambient / do not refrigerate 5 - 7 days
serum screening					
First Trimester Screen Requires nuchal translucency ultrasound				Allow specimen to clot for 15 - 30 minutes; centrifuging to separate serum is recommended	5 days ambient / 7 days refrigerated 7 - 10 days
Second Trimester Quad Screen					
Open Neural Tube Screen (AFP)					
riscover[®] hereditary cancer				5 days ambient / 10 days refrigerated	2 - 3 weeks after prior authorization
products of conception				Maternal blood and tissue sample required (see specimen kit)	Same-day pickup recommended Refrigerate specimens 7 - 10 days




Blood

-  4 mL lavender-top EDTA tube
-  8.5 mL yellow-top ACD tube
-  10 mL black-and-tan-top Streck tube

Serum

-  4 mL serum separator tube (SST)

Other

-  15 mL mouthwash (see kit instructions)
-  Puritan[®] buccal swab (see kit instructions)
-  ORAcollect[®] buccal swab (see kit instructions)

[†] For Fragile X results in females with 55 - 90 CGG repeats, AGG interruption analysis requires an additional two weeks following the initial result.

5230 S. State Road, Ann Arbor, MI 48108 USA • Tel +1 855-293-2639 • progenity.com

©2016-2020 Progenity, Inc. All rights reserved. Progenity[®], Preparent[®], Innatal[®] and Risclover[®] are registered service marks of Progenity, Inc. All other trademarks are the property of their respective owners. WH-16001-01 REV 092020